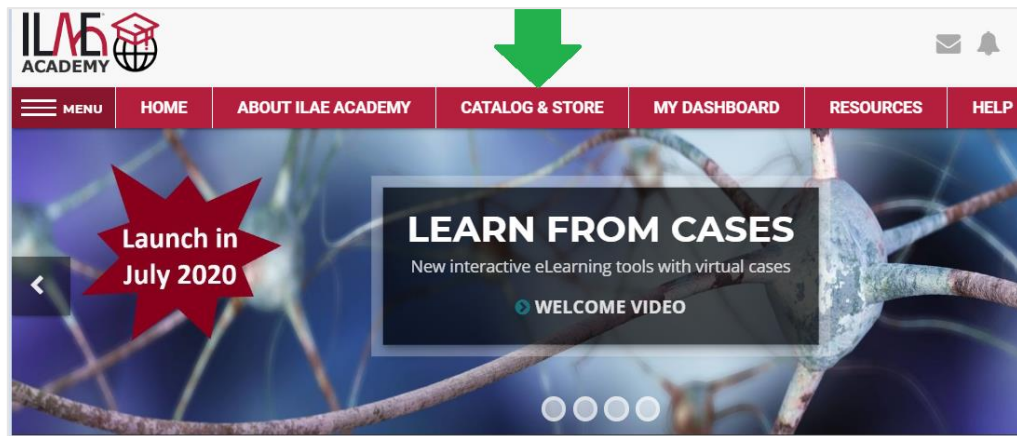
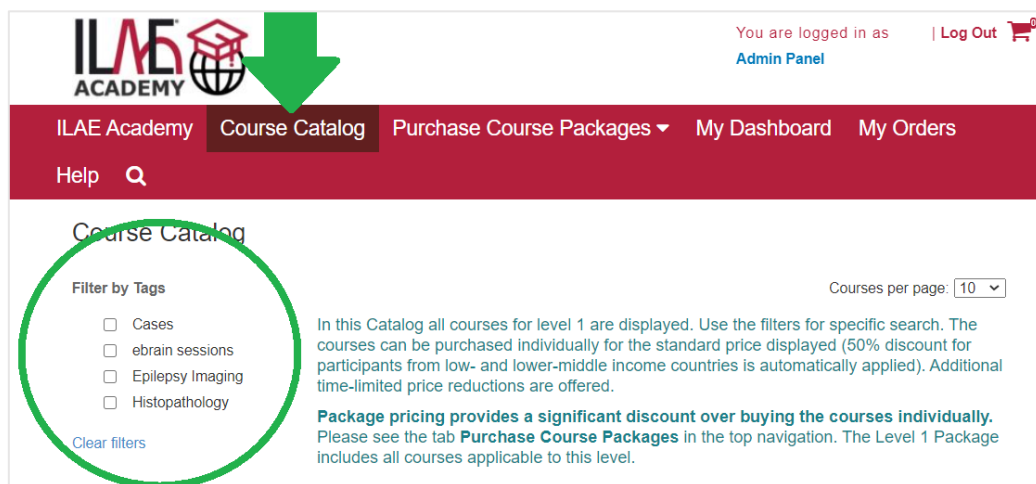


How to Select a Course or Course Package

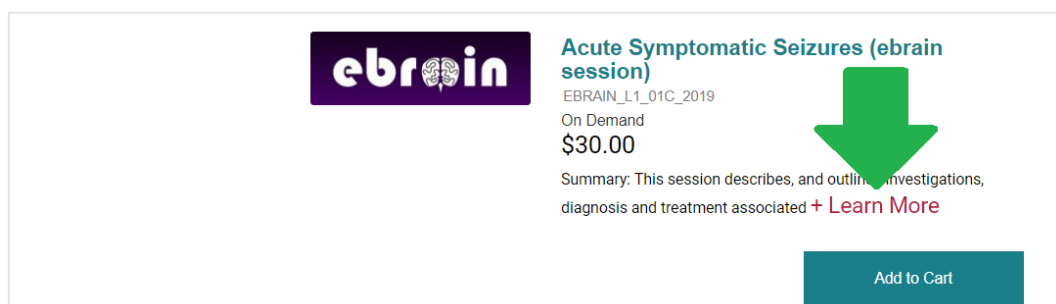
- Go to [ILAE Academy](#)
- [LOG IN](#) (If you do not have a user account, see the section 'How to create a new user Account')
- Click [CATALOG & STORE](#)



- Use the filters in the **Course Catalog** to search for single courses
 - Cases
 - ebrain sessions
 - Epilepsy Imaging
 - Histopathology



- Click **Learn More** for detailed information about each course



- Click **Purchase Course Packages** (1) and select the package from the drop down menu (2)

The screenshot shows the ILAE Academy website interface. At the top right, it says "You are logged in as Admin Panel" with a "Log Out" button. The navigation bar includes "ILAE Academy", "Course Catalog", "Purchase Course Packages" (with a dropdown arrow), "My Dashboard", and "My Orders". A search bar is visible on the left. The "Purchase Course Packages" dropdown menu is open, listing several options: "Level 1 Package", "ebrain: Full Package", "ebrain: Children Package", "ebrain: Treatment Package", "ebrain: Diagnostics Package", and "Test Program Bundle". A green arrow labeled "1" points to the dropdown arrow, and another green arrow labeled "2 (Pick one of these packages)" points to the list of packages.

- Click **Learn More** for detailed information about this package

The screenshot shows the product page for "ebrain: Full Package". The page header is the same as the previous screenshot. The main content area shows the product name "ebrain: Full Package" with a price of "\$500.00" and a discounted price of "\$250.00". There is a "Quantity" input field and a "+ Learn More" button. A green arrow points to the "+ Learn More" button with the text "Click 'Learn More' for detailed information about each package". There is also an "Add to Cart" button at the bottom right.